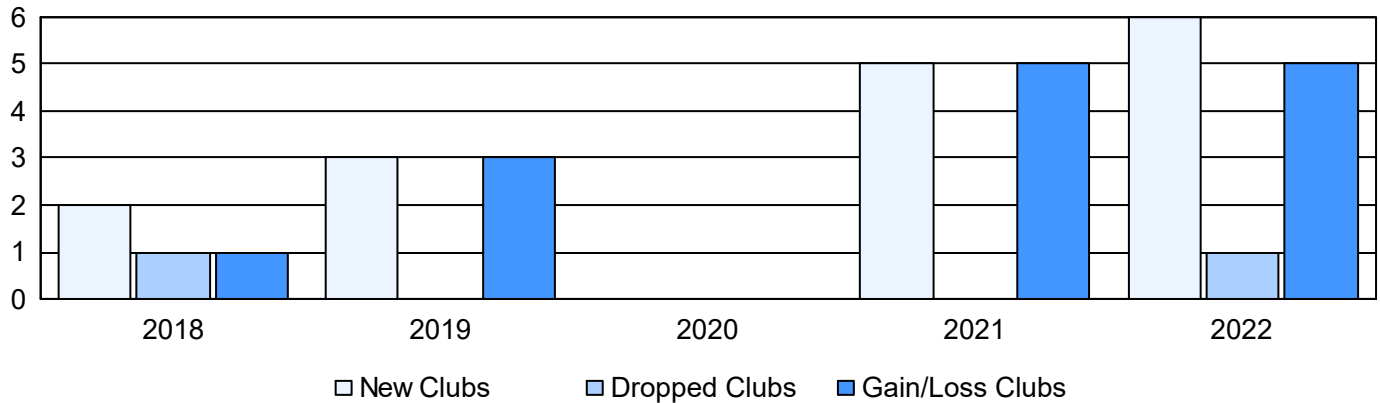
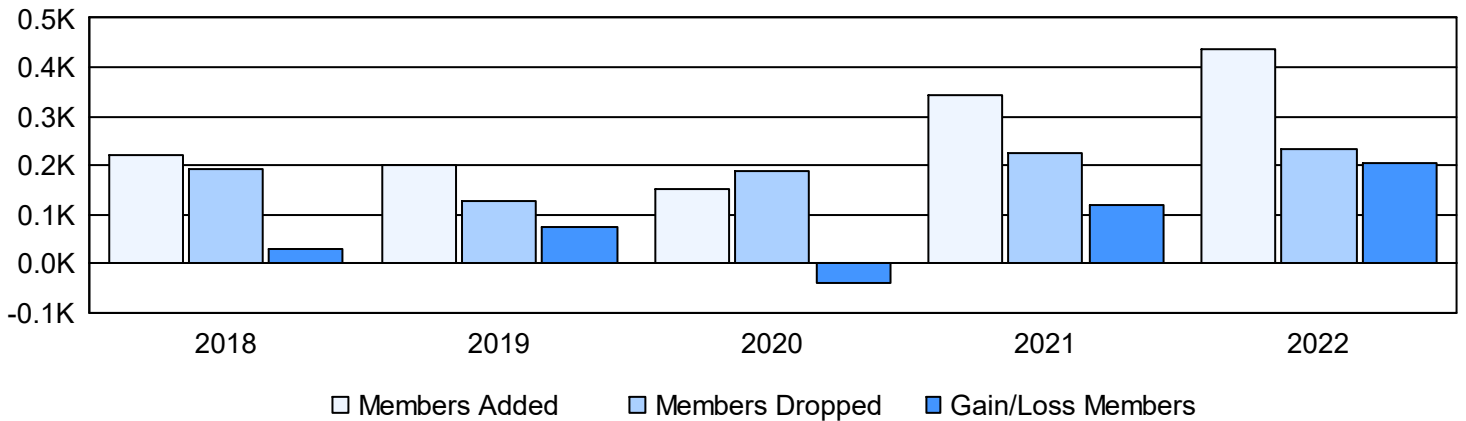


Year	New Clubs	Dropped Clubs	Gain/ Loss Clubs	New Members	Charter Members	Reinstate Members	Transfer Members	Total Member Added	Total Members Dropped	Gain/ Loss Members
2017-2018	2	1	1	161	55	5	1	222	194	28
2018-2019	3	0	3	104	84	10	4	202	128	74
2019-2020	0	0	0	72	29	50	0	151	189	-38
2020-2021	5	0	5	169	126	43	4	342	224	118
2021-2022	6	1	5	230	199	9	0	438	235	203
Average	3	0	3	147	99	23	2	271	194	77

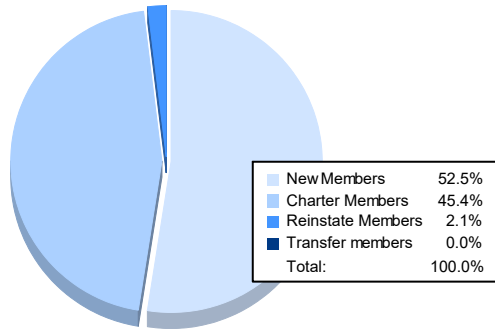
Clubs



Members



Membership Composition June 2022 Cumulative



Gender Composition June 2022 Cumulative

